



2023



Department of Facilities and Operations,
Office of Safety and Security Services

2/16/2023

School Safety Data Report, SY2022-2023, Q1 and Q2 February 2023

Mission

The objective of Alexandria City Public Schools strategic plan is to provide an equitable, high quality education which is accessible and engaging to all students in a five-year strategic plan approved by the Alexandria City School Board on June 26, 2020. The plan's mission is to ensure success by inspiring students and addressing barriers to learning. The Facilities and Operations Department (via the Office of Safety and Security Services) works diligently to remove a potential barrier, unsafe school environments, in an effort to further the strategic plan.

Overview

The Office of Safety and Security Services manages and oversees all safety-related services for the school division to include emergency management procedures and protocols, assignment of school security officers, hardened safety infrastructure and the school law enforcement partnership with Alexandria Police Department. This office also collects, reviews and reconciles data related to incidents on school campus grounds and/or school-sponsored activities. The purpose of this report is to present the data (founded and unfounded) for:

- School Incidents for specified quarter(s)
- Calls for Service/Assistance by APD data for specified quarter(s)
- Arrests

Data Submission and Collection Methodology

Safety data is submitted in the following ways:

1. ***Incident Report:*** School administrators will submit an Incident Report at the conclusion of an incident on school grounds.
2. ***ACPS Calls for Service Form:*** If the Alexandria Police Department is requested to assist during a school safety incident, the school administrator completes and submits this form to the Director of Safety and Security Services

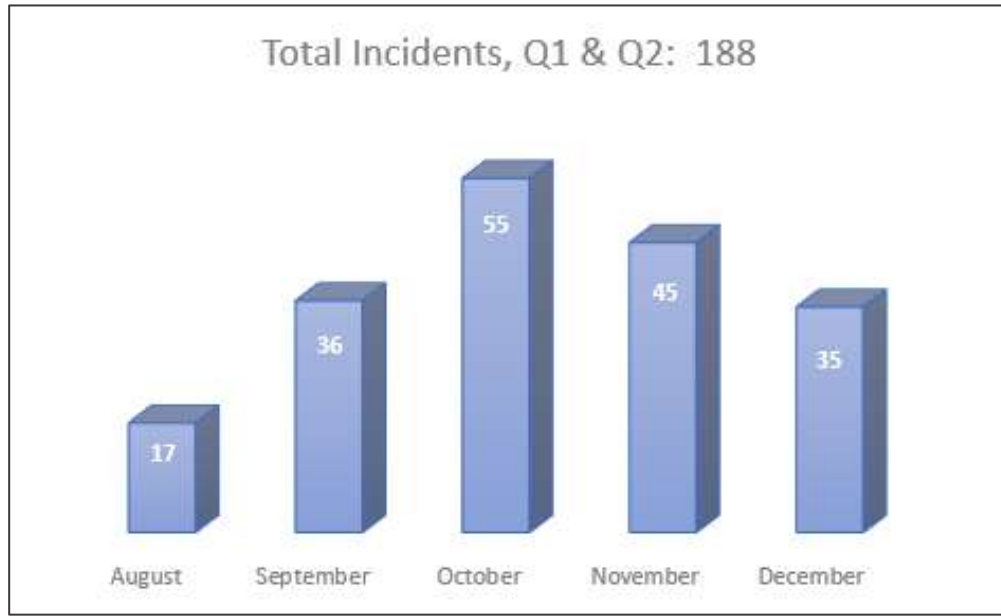
Once an incident report is submitted, the Office of Safety and Security Services collects the data into a template. This template is updated regularly and captures division-level data to include number and types of incidents per school, per day and per month. ***It is important to note that all information related to student discipline data is collected and reviewed by the Department of Student Services and Equity. That data is not included in this report.***

Information that may reveal student identity will not be shared through this report. It is also understood that some statistics may change as a result of change in case status or data error.

**School Safety Data Report, SY2022-2023, Q1 and Q2
February 2023**

**Q1 and Q2 Incident Data Summary (By Month, Semester Comparison, School Type
and Individual School)**

Monthly Summary



During quarters one and two of SY22-23, there were a total of **188** incidents that occurred. These incidents fell into the following categories:

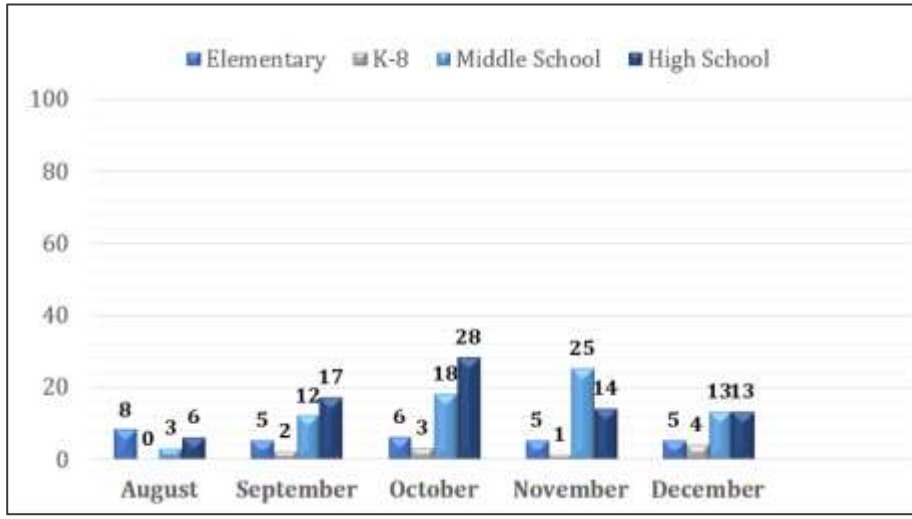
- Other (52)
 - The category of “other” includes the following incidents:
 - Runaway
 - Parent Meeting w/SRO (6)
 - Student Meeting w/SRO
 - School Bus Accident (3)
 - Person Trapped in Elevator
 - Report of Police Activity Near School
 - Irate Parent (4)
 - Transient/Trespass (Outdoors) (2)
 - Bullets Found (Outside of School)
 - Protective Order (2)
 - Parent Notification to School
 - Social Media Inappropriate Posting Complaint (4)
 - Plastic Toy Gun
 - APD Patrol Visit (4)
 - Domestic Violence (Off-campus incidents, support of investigations occurred on campus) (2)

**School Safety Data Report, SY2022-2023, Q1 and Q2
February 2023**

- Student Called 911
- Warrant (3)
- Lost Phone
- Car Fire
- Suspicious Item/Individual (2)
- Student in Crisis (4)
- Public Urination on School Grounds
- Accidental 911 Call
- Smoke during Chemistry Class Experiment
- Custody Case (2)
- False Abduction Phone Call
- Fights/Assault (44)
- Injuries/Medical Assistance (41)
- Weapons (Founded or Unfounded) (15)
 - For this reporting period, the following weapons have been confiscated on school grounds:
 - Knives (9)
 - Brass Knuckles (1)
 - Stun Guns/Tasers (1)
 - Pepper Spray (1)
 - There have been five (3) other weapon-related incidents
 - Threats of weapons (unsubstantiated or no weapon found) (2)
 - BB-Gun (1)
- Controlled Substances (14)
- Threats (Verbal / Cyber / Social Media) (8)
- Reports of Missing Student (7)
- Alarms (2)
- Suspicious Activity (2)
- Prohibited Items/Materials (1)
- Sexual Assault/Sexual Misconduct (1)
- Theft (1)
- Child Protective Services Reports (0)
- Vandalism (0)

School Safety Data Report, SY2022-2023, Q1 and Q2
February 2023

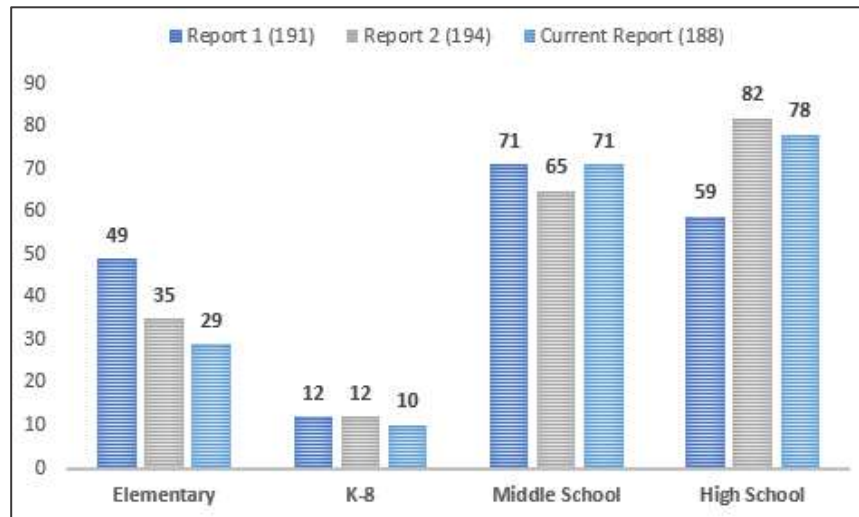
Incident Report by School Type



There were:

- **29** incidents at the Elementary School Level
- **10** incidents at the K-8 Level
- **71** incidents at the Middle School Level
- **78** incidents at the High School Level

Incident Reporting: Comparison by Reporting Period

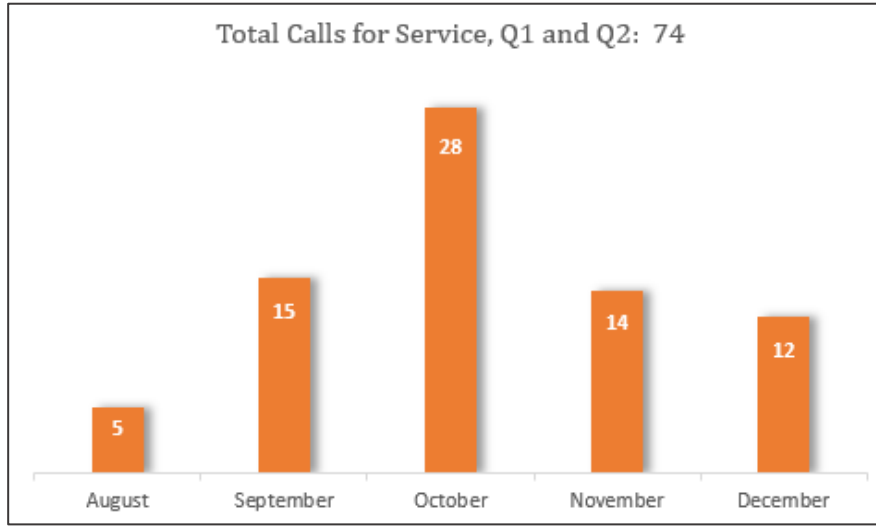


During quarters one and two of SY22-23, there were a total of **188** incidents that occurred, versus **191** incidents for report one (Semester 1 SY2021-22) and **194** incidents for report two (Semester 2 SY 2021-22).

**School Safety Data Report, SY2022-2023, Q1 and Q2
February 2023**

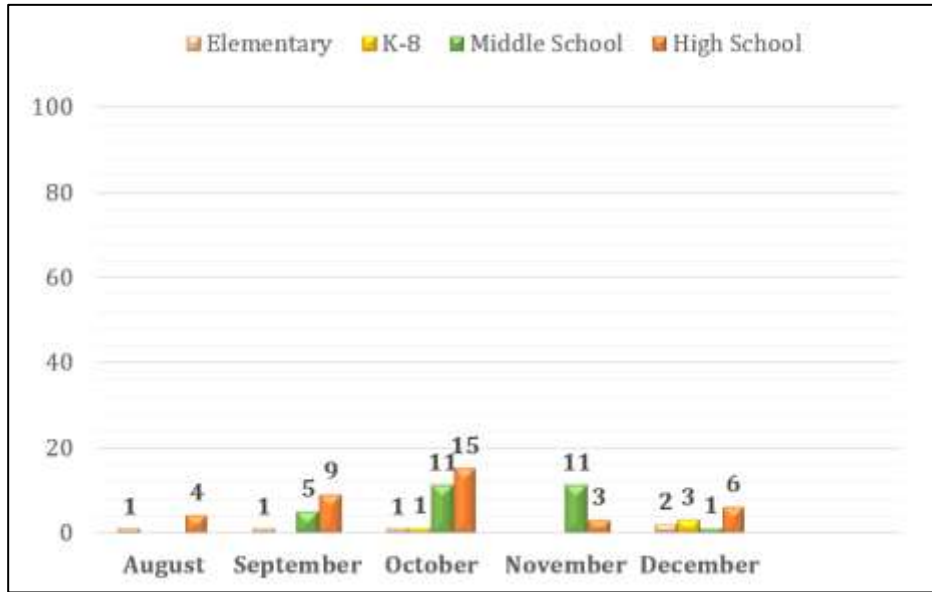
APD Calls for Service

Monthly Summary



During quarters one and two of SY2022-23, there were a total of **74** APD Calls for Service.

By School Type

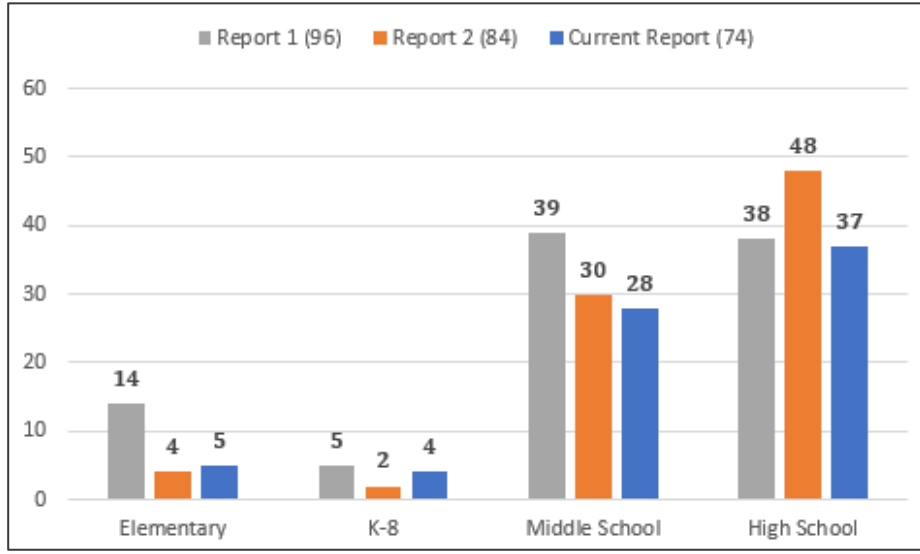


There were:

- **5** APD Calls for Service at the Elementary School Level
- **4** APD Calls for Service at the K-8 Level
- **28** APD Calls for Service at the Middle School Level
- **37** APD Calls for Service at the High School Level

**School Safety Data Report, SY2022-2023, Q1 and Q2
February 2023**

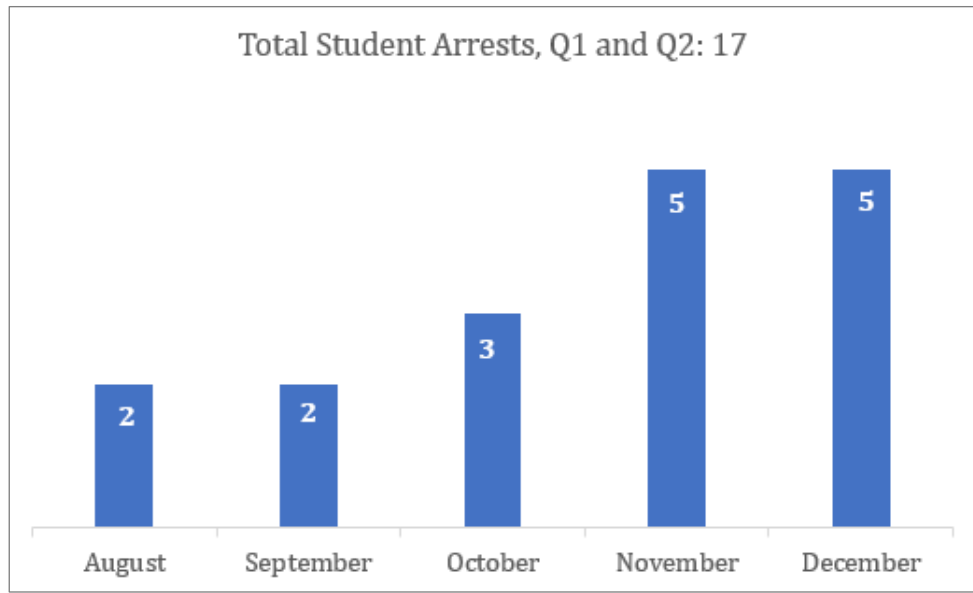
APD Calls for Service: Semester Comparison



During quarters one and two of SY2022-23, there were a total of **74** calls for service, versus **96** calls for service for report one (Semester 1 SY2021-22) and **84** calls for service for report two (Semester 2 SY 2021-22).

Arrests

Monthly Summary

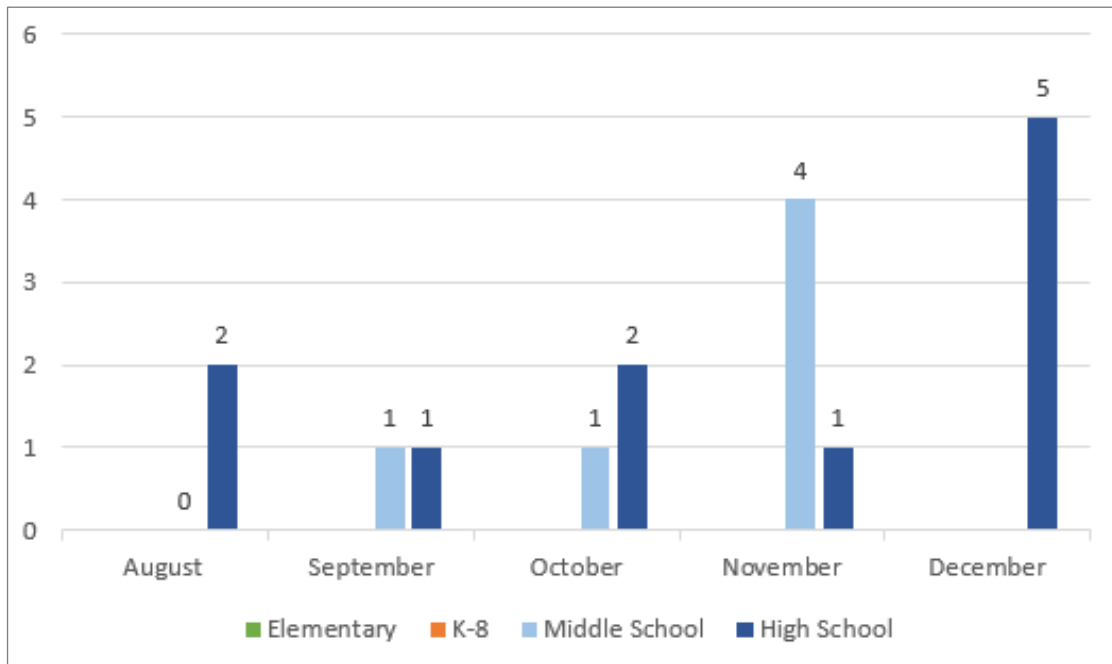


School Safety Data Report, SY2022-2023, Q1 and Q2
February 2023

During quarters one and two of SY22-23, there were a total of eighteen (17) student arrests. Arrests were made in regards to a violation of law on and off school grounds. Arrests were made in relation to the following categories:

- Weapons (5)
- Controlled Substance Offense (4)
- Assault (3)
- Disorderly Conduct (3)
- Threat (1)
- Warrant (1)

By School Type

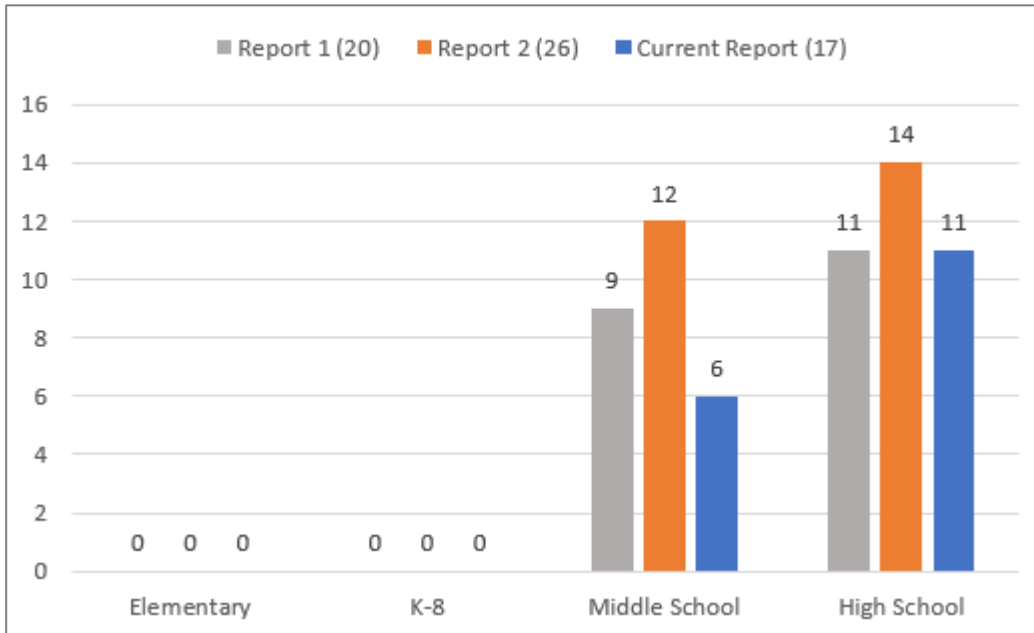


There were:

- **0** arrests at the Elementary School Level
- **0** arrests at the K-8 School Level
- **6** arrests at the Middle School Level
- **11** arrests at the High School Level

**School Safety Data Report, SY2022-2023, Q1 and Q2
February 2023**

Arrests by School Type: Semester Comparison



During quarters one and two of SY22-23, there were a total of **17** arrests, versus **20** arrests for report one (Semester 1 SY2021-22) and **26** arrests for report two (Semester 2 SY 2021-22).

Racial or National Origin/Composition of Arrests

