






Surge Schedule

#	Type of Service Disruption	Stations	Start - Finish	# of Days	2016							2017					
					May	Jun	Jul	Aug	Sep	Oct	Nov	Dec	Jan	Feb	Mar	Apr	
1	Continuous Single Track	Franconia-Springfield to Van Dorn	June 4 – June 19	15d													
2	Continuous Single Track	College Park to Greenbelt (PG Plaza)	June 20 – July 3	13d													
3	Total Shutdown	National Airport to Braddock Road	July 5 – July 12	7d													
4	Total Shutdown	Pentagon City to National Airport	July 12 – July 19	7d													
5	Continuous Single Track	College Park to Greenbelt	July 20 -July 31	11d													
6	Continuous Single Track	Takoma to Silver Spring	Aug 1 – Aug 8	7d													
7	Continuous Single Track	Twinbrook to Shady Grove	Aug 9 – Aug 19	10d													
8	Total Shutdown	Eastern Market to Minnesota Ave; Benning Road	Aug 20 – Sept 6	16d													
9	Continuous Single Track	West Falls Church to Vienna	Sept 9 – Oct 21	42d													
10	Total Shutdown	NoMa to Ft. Totten	Oct 9 – Nov 2	23d													
11	Continuous Single Track	East Falls Church to West Falls Church	Nov 2 – Nov 12	10d													
12	Continuous Single Track	East Falls Church to Ballston	Nov 12 – Dec 5	23d													
13	Total Shutdown	Rosslyn to Pentagon	Dec 6 – Dec 24	18d													
14	Continuous Single Track	Braddock Road to Huntington; Van Dorn Street	Jan 2 – Jan 26	24d													
15	Continuous Single Track	East Falls Church to West Falls Church	Mar 6 – Mar 20	14d													